

# DOORS

HEAVY DUTY ROLL-UP



## 3000 SERIES

DBCI's 3000 Series commercial-grade steel door is built with superior, high-strength materials and is engineered to withstand moderate to high wind loads common in many coastal regions. The 3000 Series features ribbed corrugation with an "L" shaped windlock design that grips in place under high pressure, and an 80-degree profile that makes installation fast and easy.

**HEADROOM**  
20" (UP TO 10')  
22" (10'-14')  
24" (OVER 14')

**12"**  
DRUM

**WARRANTY**  
**30/25**  
FILM/CHALK-FADE

WeatherXL



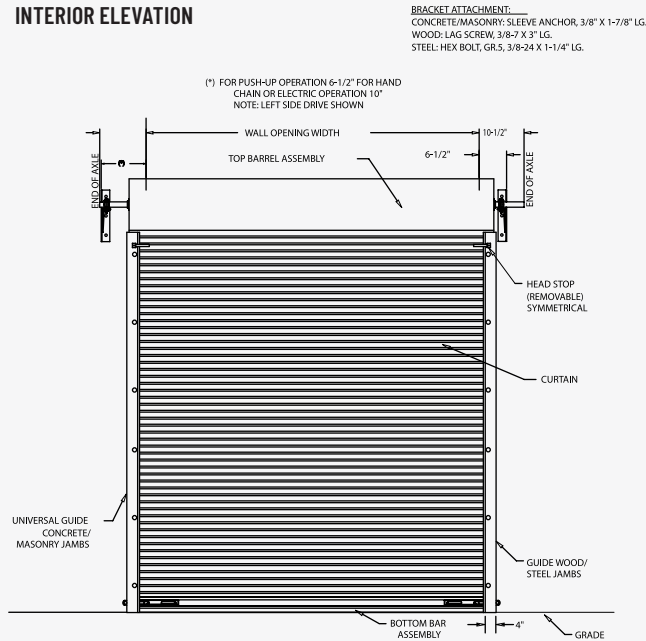
The 3000 Series is wind rated up to 16' wide.  
The pressure rating increases as the door width decreases.

# 3000 SERIES

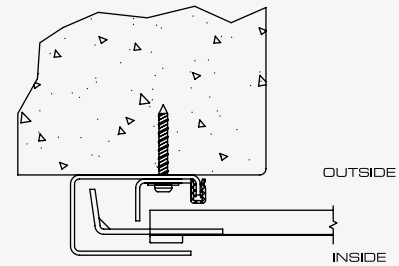
## HEAVY DUTY ROLL-UP



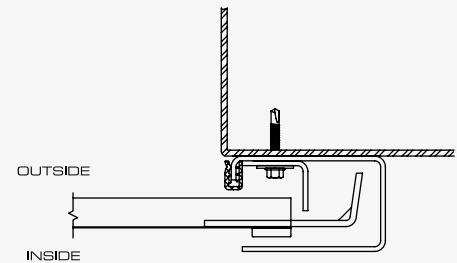
### INTERIOR ELEVATION



### GUIDE DETAIL



CONCRETE/FILLED BLOCK JAMBS LH GUIDE MOUNT SHOWN



STEEL JAMBS RH GUIDE MOUNT SHOWN

### CURTAIN

- 26-gauge galvanized, Grade E hard steel
- 5/8" ribbed corrugation
- Maximum opening size 20' x 16'
- Siliconized polyester WeatherXL™ paint over prime coat

### BOTTOM BAR

- 6063 - T6 aluminum extrusion
- 2" x 1 1/2" galvanized angles
- Bulb astragal
- Stainless steel nuts and bolts

### AXLE-DRUM ASSEMBLY

- 15/16" O.D. steel axle, 14-gauge
- 11-gauge axle on doors over 10' wide
- Utilizes 12", 16-gauge drums
- Shielded steel ball bearings in drums
- Oil tempered torsion springs

### A.C.E. (ADVANCED CURTAIN ENGAGEMENT) GUIDE SYSTEM


- 14-gauge galvanized steel
- 14-gauge wind lock bar
- Adjustable bolt on head stop
- Polyethylene wear strip
- Pre-punched holes for lock and attachment fasteners

### HARDWARE

- Saddle clamps with set fasteners
- 10-gauge slide locks, two per door
- 16-gauge step plate; two per door
- 1/4" steel angle T-bracket

### OPTIONS

- Chain hoist 8:1 reduction
- Header seal
- Hood
- Steel mounting plates
- Motor operated
- Available in 24 colors, subject to availability and varying lead times



The 3000 Series is wind rated up to 16' wide.  
The pressure rating increases as the door width decreases.

**JDT Garage Door Service**  
**602-703-9582**  
**info@jdtgaragedoor.com**



(800) 542-0501 • info@dbci.com • www.dbci.com